




# DELHI PUBLIC SCHOOL, Vasant Kunj, New Delhi - 110 070

website : [www.dpsvasantkunj.com](http://www.dpsvasantkunj.com), [email-principal@dpsvasantkunj.com](mailto:email-principal@dpsvasantkunj.com)

## HOLIDAY HOMEWORK

CLASS - V

2024-2025



**Dear Parents,**

*Vacation is the time for the children to explore their myriad interests and indulge in various activities which would lead to their all-round development. It is an excellent time to learn new skills. Just the right time to let the children do some creative work.*

*Here are some interesting and fun-filled assignments for the children to learn and keep them occupied during the holidays. These assignments have been designed to ensure that the children enjoy and learn at same time. We would appreciate if the children do the assignments on their own. Help and guidance may be given wherever required. Let's work together towards the betterment of the students.*

**Happy Holidays!!**

### ENGLISH

- Notebook Cover Designing:** Be innovative and design your own notebook cover. Cover your English notebook with a bright fluorescent sheet. Write suitable proverbs, idioms or quotations on the cover to decorate it.
- Create a memory book of the best moments of the summer break. For each memory write a few lines also. Decorate your memory book with a colourful cover.
- Taking a break from studies once in a while is very important. It freshens up over body and mind. What better way to do it than reading.  
Read your supplementary reader – The Magic of the Lost Temple by Sudha Murthy with attention to pronunciation, punctuation, intonation and the expression.

Make a dictionary of 40 new words from the book. Write the meaning, part of speech and usage (sentence) of each word.

You may use coloured sheets to make the dictionary.

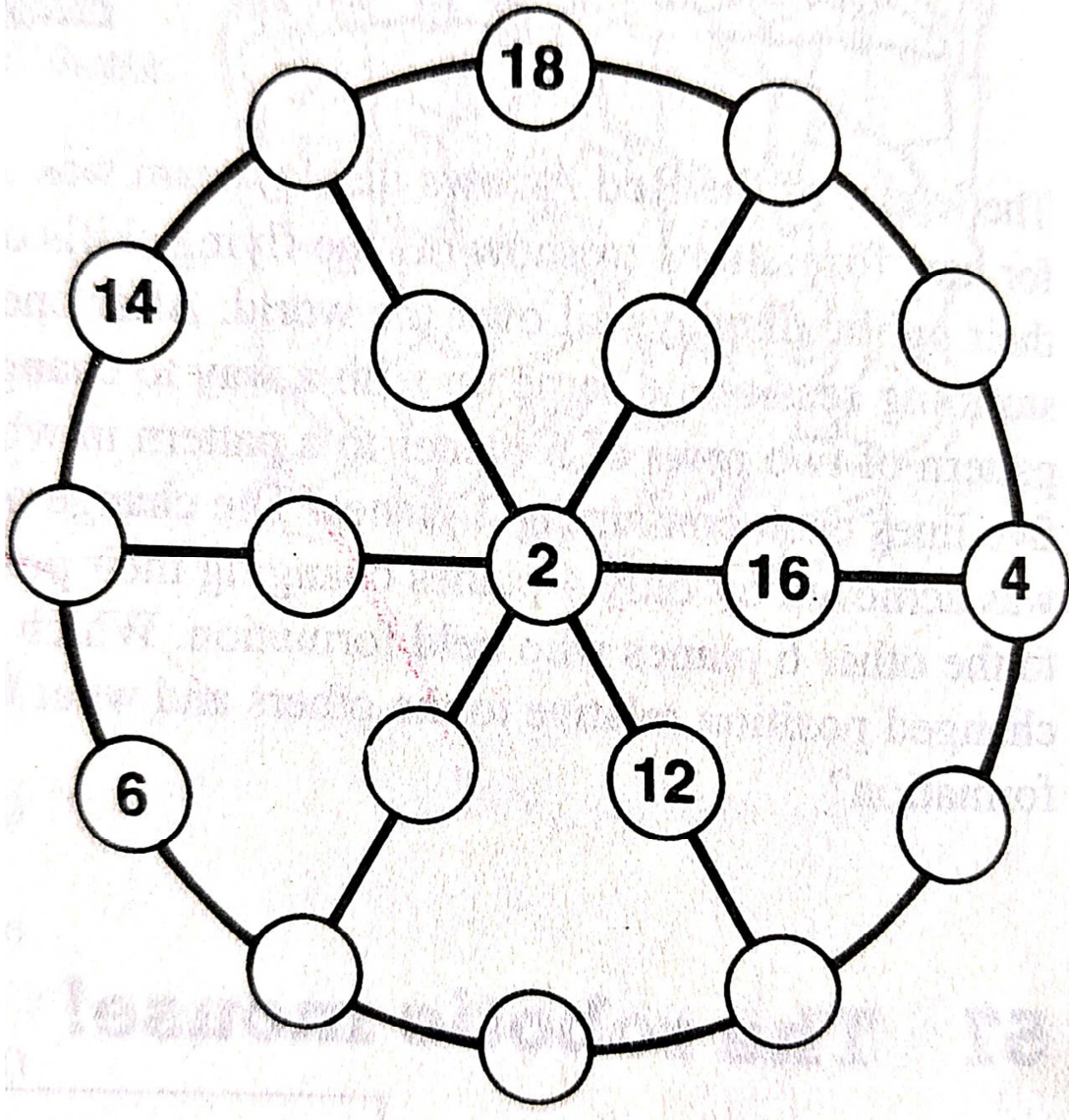
## HINDI

1. अपने शहर या गाँव के आसपास के कुछ अनोखे स्थलों का विवरण उनके चित्रों के साथ लगाकर एक चित्राधार (Album) बनाइए।
2. कविता रचना – (मैं कवि हूँ) निम्नलिखित विषयों में से किन्हीं पाँच विषयों पर स्वरचित कविता लिखिए।
  - मेरा परिवार
  - मेरा पसंदीदा भोजनालय
  - मोबाइल
  - मेरा मित्र
  - बचपन
  - सब कुछ उलटा – पुल्टा है
  - प्रिय विषय

## MATHS

1. Let's practice Mental Maths – Do pages 2, 3, 4, 5, 6, 8, 9, 10, 11, 12, 13, 14, 15, 16, 17, 18, 19, 20, 21 & 24 in **Mental Maths** textbook. You can do one page every day.
2. Draw a circular pizza on A-4 sized sheet.
  - a. Divide the pizza into 8 equal parts.
  - b. Draw/paste tomatoes on  $\frac{3}{8}$  parts of the pizza
  - c. Draw/paste onions on  $\frac{4}{8}$  parts of the pizza.
  - d. Draw/paste capsicum on  $\frac{1}{8}$  parts of the pizza.

3. The six-spoked wheel shown has nineteen circles placed symmetrically on it, so that each spoke of the rim contains three of them. The challenge is to find ways of placing numbers 1 to 19 in the circles so that the total along each spoke is 22. One solution is partially completed to give you a flying start.



## EVS

1. Students need to work on both the projects given as holidays homework.

### EVS HOLIDAYS HOMEWORK CLASS V

The much-awaited summer Vacation has finally arrived!!! You all must be looking forward to spending some beautiful time with your families and friends. This is the best time to explore new places, reading new books, gardening, playing outdoor games, etc.

TRAVELLING is one of the most exciting outdoor activities, which you would love to do with your family in this summer holidays. Travel is an ideal opportunity for families to connect with each other, relax and rejuvenate.

Prepare a colourful travel brochure based on any holiday destination you have visited during this Summer Vacation. You can include 8-10 most beautiful moments (pictures) that you have captured during your visit. Mark the city /state/ country that you are visiting on a political map. Present your holiday homework on A4 sheets.

The following points can be included:

- place /places you visited during holidays.
- food and culture
- people and language
- special thing / things about that place
- what you liked best about the place
- famous historical sites






#### Some Travel Tips!

- *Travel light*
- *Eat local food.*
- *Wear sunscreen*
- *Keep yourself hydrated.*
- *Keep everything important in your backpack.*
- *Capture memorable moments in your camera.*
- *Avoid carrying plastics.*

2. In a proactive move to combat the annual surge in dengue cases during the monsoon season, Government has taken an initiative aimed to implement preventive measures against the spread of dengue by controlling mosquito breeding grounds.

Students are requested to check and collect the information given in the form, on weekly basis and submit the form to your EVS teacher after the summer vacations.

Let's take a step towards controlling the spread of mosquitoes.

Breeding grounds for mosquitoes	To Do	Week				Week	
		1	2	3	4	1	2
1. Coolers 	a. Count the number of coolers in the house. b. How many coolers have standing water. c. Number of coolers in which petrol, temephos were used.						
2. Overhead water tanks and storage tanks 	a. Number of overhead water tanks. b. Number of tanks that are covered with a lid. c. How many tanks have air vent pipe with a sieve.						
3. Vessels used for storing water and bird bath etc. 	a. Number of such vessels. b. Number of vessels that were cleaned regularly. c. How many of the vessels were kept covered. d. How many of these vessels were kept upside down when not in use.						
4. Flower pot, money plant and fengsui items etc. 	a. Number of money plants, containers, flower pots or fengsui items b. Number of such containers whose water was changed regularly.						
5. Junk items in the household like tyres, tin cans, bottles, cup, broken utensils, coconut shell etc. 	a. Number of junk items . b. How many items from which water was removed? c. How many of these items were thrown in MCD garbage bins.						
* Were the stairs, terrace, path cleaned on regular basis?							
* Was the area in front of the house cleaned?							
* Was the area behind the house cleaned ?							
* Signature and remarks of the father or mother.							
* Signature and remarks of the teacher.							

## FRENCH

### Le devoir de Français

#### Make a Scrapbook or Video !

**Topic : 4-5 French Monuments or 4-5 Famous personalities' of France.**

*Be creative and make a presentable scrapbook or video on your own!*

## GERMAN

### Activity: Making memory cards

Topic: Mein Haus / Meine Wohnung

Let's recycle old cards and wrapping papers

Step 1: Cut out 10 rectangular shapes from old cards.

Step 2: Cover one side with any used wrapping paper with the same pattern.

Step 3: Draw or paste a picture of any part of the house/ apartment on one card and write the article of the same on the other card. This way we will have 5 pairs of nouns and articles. Learn the nouns and the articles. We will play the game in the class. Keep them in small clear bags with your name, class and section and bring them to school when it re-opens.

## SANSKRIT

### संस्कृत सूक्ति संग्रह

(कोई भी दस सूक्तियाँ अपनी संस्कृत की कापी में लिखिए।)

1. वसुधैव कुटुम्बकम् (पृथ्वी के सभी जीव ही परिवार के समान हैं।)
2. कः परः प्रियवादिनाम् (मधुर बोलने वालों के लिए कोई पराया नहीं।)
3. बालादपि सुभाषितम् (अपने से छोटों से भी अच्छी बात सीखें।)
4. सत्यमेव जयते (सत्य की ही जीत होती है।)
5. जीवेम शरदः शतम् (हम सब सौ वर्षों तक जीवित रहें।)
6. मनसि च परितुष्टे कोऽर्थवान् को दरिद्रः (मन में संतोष होने पर कोई अमीर नहीं कोई गरीब नहीं।)
7. सर्वे भवन्तु सुखिनः (संसार में सभी सुखी हों।)
8. कर्मण्येवाधिकारस्ते (तेरा अधिकार कर्म पर ही है उसके फल पर नहीं।)
9. विद्यार्थी चेत् त्यजेत् सुखम् (विद्यार्थी को सुख छोड़ना चाहिए। विद्या प्राप्ति तप है।)
10. मातृदेवो भव (माता को देवता समझो।)

11. पितृदेवो भव (पिता को देवता समझो )
12. परोपकाराय सताम् विभूतयः(सज्जनों का जन्म परोपकार के लिए होता है )
13. विद्या ददाति विनयम् ( विद्या नम्रता देती है )
14. हितम् मनोहारि च दुर्लभं वचः(हितकारी और मन को अच्छे लगने वाले वचन दुर्लभ हैं )

- राम शब्दरूप तीन बार लिखिए ।

## JAPANESE

Note: Please do the Homework in Japanese Notebook

1. Watch the **movie** “The tale of the Princess Kaguya” and draw your favorite character from the movie. What did you like the most in the movie?
2. Find out about ‘Mt Fuji’. Paste pictures and write about it.
3. Origami Fun -Usagi  
Make a Rabbit using Origami and paste in your notebook.

