


Delhi Public School 1
Vasant Kunj, New Delhi

CLASS II
HOLIDAY HOMEWORK
2024 -25

Hot sizzling summer reminds us of the time, to break free and bask in the warm sunshine.

There's a burst of activities without minding the scorching heat, when we are making merry and relishing the ice cream treat,

Let's blend enjoyment with fun learning!!!!



Dear Parents,

Welcome to the exciting world of Class 2 holiday homework! As we embark on this journey of fun-filled activities, our aim is to keep our little ones engaged while fostering a strong connection with the learnings they've acquired in class. We've carefully crafted a series of tasks designed to spark their curiosity and ignite their imagination.

Encourage your children to put on their thinking caps and embark on this adventure of discovery and creativity. Through these activities, they'll have the opportunity to learn, explore, and express themselves in new and exciting ways.

So, parents, let's join hands in nurturing their curiosity and giving wings to their creative expression. Together, let's make this holiday homework a memorable and enriching experience for our young learners.


Regards



हिंदी



1. अपने बच्चे को धाराप्रवाह पढ़ने में सक्षम बनाने के लिए उसके साथ सभी मात्राओं को दोहराएं।
2. गति और लिखावट में सुधार के लिए खूब लिखने का अभ्यास करें।




3. हिंदी में ढेर सारी किताबें पढ़ें और अपनी पसंदीदा किताब पर एक पुस्तक रिपोर्ट तैयार करें।


पुस्तक रिपोर्ट

पुस्तक _____ शीर्षक 

आपको कहानी में जो पसंद आया उसे चित्रित करें :



कहानी के किसी एक पात्र के बारे में लिखिए :



4. दिए गए शब्द पथ को पूरा करें
(जैसे: फल 🍊 -> लड्डू 🍪 -> डमरु 🥁 -> रस्सी 🧶)



किताब





MATHEMATICS

- 1. *_LET'S Vroooooom!_*** - Prepare a 3D model of your choice of means of transport . (Using items like - cardboard/plastic box, used tissue roll coil, plastic bottles and bottle caps etc).
- 2. *_MY FIRST SAVINGS_*** - Best out of waste- Using waste materials like can, bottle caps, small cardboard boxes , make an innovative piggy bank.
- 3. *_Fraction cookies/ pizza/ watermelon**

Show the following fractions using a cardboard or a paper plate ...
 $1/2, 1/4, 3/4$ and a whole. Be innovative in showing these fractions colourful and of different shapes.

Some images are given below for the reference, come up with your own creative ideas.



English

Please do any two of the five activities written below.

1. My Family Album

Interview all the family member in your house and ask them about their age, likes and dislikes.

Create a family album keeping 1 page for each member. Write their Introduction in about 7 – 8 lines and paste their pictures clicked at different occasions.

Don't forget to write your relationship with them. Be Creative to decorate the cover page. of the album.

2. My Activity Schedule.

Record the Time for each activity you do during the day (morning 6.00am to evening

10.00pm) for one week. For example, what time you wake up, take a bath, have

breakfast, watch tv etc. You can create a table like the following for the week

	Monday	Tuesday	Wednesday	Thursday	Friday	Saturday	Sunday
6.00am							
7.00am							
8.00am							
-							
-							
-							
-							
8.00pm							
9.00pm							
10.00pm							

After 1 week look at the table and answer the following questions on a ruled sheet.

Q1. Have you done the same activities every day?

Q2. Did you do the activities at the same time every day?

Q3. Which of the activities were different on each day? Mention those.

Q4. Which activity you enjoyed doing the most and why?

Monday Tuesday Wednesday Thursday Friday Saturday Sunday

5.00am

7.00am

8.00am

-

-

-

8.00pm

9.00pm

10.00pm

3. Read and Think

Read a storybook that you like. Once you finish reading, make a small booklet and answer the following questions. One question on one page of the booklet.

a. Who is the author of the story?

b. Write the title of the story?

c. Write the characters of the story?

d. What is the main idea of the story?

e. What did you like the best about this story?

f. Imagine a different ending for this story and write in your own words?

4. Dates to Remember

Prepare an important dates chart for your family members (similar as the birthday chart made in the class). You can include the birthdays, anniversaries or any other important event dates to display in the chart. You can use different shapes to indicate different events.

5. My school Vs Your School

Ask your parents and grandparents, what their school was like?

Make three columns on a colourful A4 size sheet, one column each for yourself, parents and grandparents. Write the points which you find different about your school and your parents and grandparents.



SCIENCE



1. *_MINI HABITAT_* - Prepare a 3D Habitat model of your choice with plastic animals and plants. (Using items like - cardboard/plastic box, dyed rice, sand, salt, glitter, cotton, glass pebbles, rocks, shells etc).

2. *_HABITAT ADVERTISEMENT POSTER_* - Choose any habitat of your choice and make an advertisement poster for it.

3. *_LET'S ROCK IT_* - Make a pamphlet explaining the type and properties of any particular rock.

Some images are given below for the reference, come up with your own creative ideas.



