



**Delhi Public School
Vasant Kunj, New Delhi**

**CLASS II
HOLIDAY HOMEWORK
2024 -25**

Hot sizzling summer reminds us of the time, to break free and bask in the warm sunshine.

There's a burst of activities without minding the scorching heat, when we are making merry and relishing the ice cream treat,

Let's blend enjoyment with fun learning!!!!



Dear Parents,

Welcome to the exciting world of Class 2 holiday homework! As we embark on this journey of fun-filled activities, our aim is to keep our little ones engaged while fostering a strong connection with the learnings they've acquired in class. We've carefully crafted a series of tasks designed to spark their curiosity and ignite their imagination.


Encourage your children to put on their thinking caps and embark on this adventure of discovery and creativity. Through these activities, they'll have the opportunity to learn, explore, and express themselves in new and exciting ways.

So, parents, let's join hands in nurturing their curiosity and giving wings to their creative expression. Together, let's make this holiday homework a memorable and enriching experience for our young learners.

Regards

ENGLISH

1. Activity-Create Your Own Story Book: Be an Author and Depict any one of your story.



- Cut the paper into rectangular shape, measuring 25 inches by 8 inches.
- Fold the paper into 5 folds, each with the width of 5 inches.
- Leave the first fold as the cover page.
- Write your story with illustrations on the other folds.
- Design the cover and write the name of the story.



2. Names of the five books I have read and my two favourite characters from each book:

01

Book Title: _____

Favourite Characters: _____

02

Book Title: _____

Favourite Characters: _____

03

Book Title: _____

Favourite Characters: _____

04

Book Title: _____

Favourite Characters: _____

05

Book Title: _____

Favourite Characters: _____






हिंदी

1. अपने बच्चे को धाराप्रवाह पढ़ने में सक्षम बनाने के लिए उसके साथ सभी मात्राओं को दोहराएं।
2. गति और लिखावट में सुधार के लिए खूब लिखने का अभ्यास करें।




3. हिंदी में ढेर सारी किताबें पढ़ें और अपनी पसंदीदा किताब पर एक पुस्तक रिपोर्ट तैयार करें।


पुस्तक रिपोर्ट

पुस्तक का शीर्षक 

आपको कहानी में जो पसंद आया उसे चित्रित करें :



कहानी के किसी एक पात्र के बारे में लिखिए :



4. दिए गए शब्द पथ को पूरा करें
(जैसे: फल 🍊 -> लड्डू 🍪 -> डमरु 🥁 -> रस्सी 🧶)

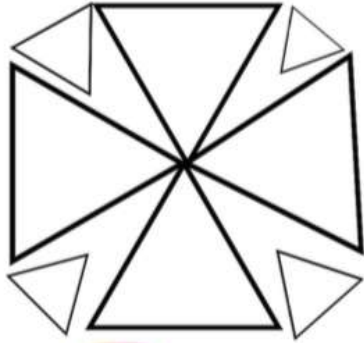
किताब



MATHS

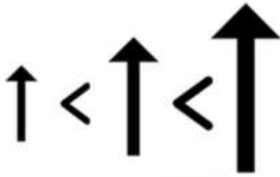
1. Complete the given worksheet:

Q1: Count the number of triangles in the following figure:



- a) 9 triangles b) 8 triangles c) 6 triangles d) None of these

Q2: What does the following picture show?



- a) Comparison b) Addition c) Subtraction d) None of these

Q3: What is the predecessor of the smallest number given in the following series?

21, 22, 23, 24, 25

- a) 19 b) 20 c) 18 d) None of these

Q4: Complete the following series:

120

130

140

160

170

180

- a) 155 b) 150 c) 105 d) None of these

Q5: Which number is given maximum time in the following box?


22 22 27 22
26 26 22 25

- a) 25 b) 26 c) 27 d) None of these

Q6: How many times 0 is written when you write all the numbers from 1 to 100 ?

- a) 9 b) 10 c) 11 d) None of these

Q7: Solve the following



- a) 4 b) 5 c) 6 d) None of these

Q8: Which of the following options is correct? Put a tick in the box.

a) 178 -----> Its ones place digit is 8.

b) 105 -----> Its hundreds place digit is 5.

c) 124 -----> Its tens place digit is 4.

d) 199 -----> Its ones place digit is 1.

Q9: Complete the following series of days of the week by choosing the correct option:

MONDAY WEDNESDAY FRIDAY

a) Tuesday, Friday b) Wednesday, Tuesday

c) Sunday, Saturday d) Tuesday

2. Activity-Fun with Shapes:

Make a beautiful pen holder using different shapes with best out of waste materials for eg: Toilet roll, buttons, bottle caps, straws, ice-cream sticks, etc. 🖍️ 🎨



MADEBYLIDIA - CRAFT SERIES

E.V.S

Complete this 'All about Me' Worksheet:

All about Me

My favorite word

“ ”

My birthday

MONTH	DAY



My self portrait



My favorite color

My favorite animal



My favorite

School

subject



My favorite food



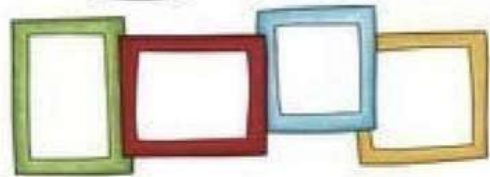
What makes me happy



What I'm afraid of or worried about



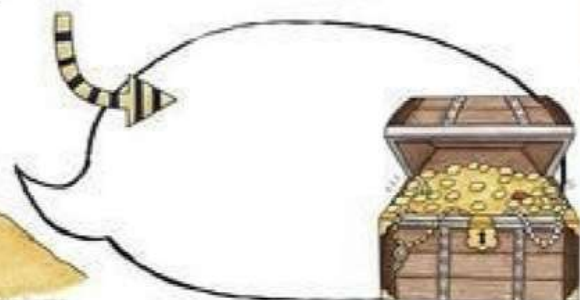
My friends




What I'd bring on a deserted island



My most treasured possession



If I had a magic wand...



Make a Menu Card depicting what
would you like to have for:



kids
MENU



Breakfast

Lunch

Dinner



Make a Recipe for Healthy food and attach a picture of yourself making the food.



Menu card





NOTE :

Take a print out of the holiday homework or do all the activities on A4 size white/ coloured sheets.

Make a beautiful folder, and label it. Keep all the sheets in the folder.

Revise all the concepts taught in the class.

HAPPY HOLIDAYS!!