




**DELHI PUBLIC SCHOOL  
VASANT KUNJ, NEW DELHI**

**CLASS  
1**

**( 2024 – 25 )**





## **Some Tips to make these holidays special:**

- Have a family dinner every day of the holidays.**
- Play board games with your parents and siblings and show them who is the smartest.**
- Spend some quality time with an elderly person in the family.**



# Practice Daily!!

Use these phrases in day to day life:

- Good Morning!
- How are you?
- I am fine, thank you.
- May I come in?
- May I go to the washroom?
- May I wash my hands?
- May I drink water?
- May I have my lunch?
- Thank you.
- You are welcome



**Dear Parents,**

**Summer Vacation is at our doorstep. Holidays are an opportunity to relax and unwind by indulging in activities that are enjoyable and at the same time educative.**

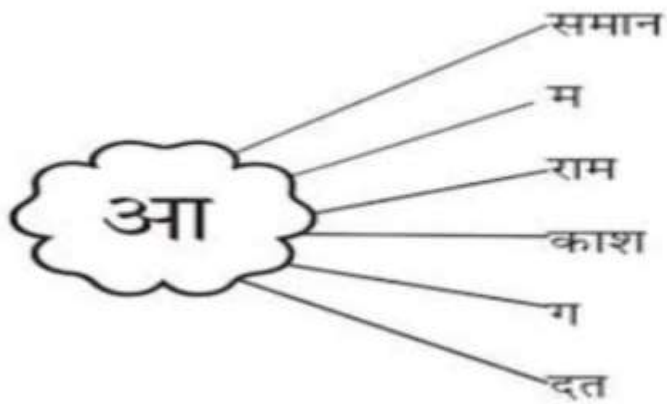
**We have designed few activities for kids to fire their imagination, to make them explore, discover and reinvent many things.**

# English

- 1. It's time to spend quality time with your parents. Read some English story books. Brainstorm and try to find out when you interact with your parents:**
  - a. Who were the main characters of the story?**
  - b. What all episodes happened in a sequence in the story?**
  - c. what values you learnt from the story?**
  - d. Who was your favourite character and why?**
  - e. Did you like the end of the story and why?**
  - f. How can you change the story or its end?**
  
- 2. Read simple news headlines of newspapers with parents and write down at least 5 new words learnt every week. Try to use those vocabulary words in your daily communication.**
  
- 3. Handwriting leaves long lasting image so let's practice writing in four lines and one page every day.**
  
- 4. Recapitulation of the concepts –Worksheets.**

# हिन्दी

जाड़ कर शब्द पूरे करो-



---

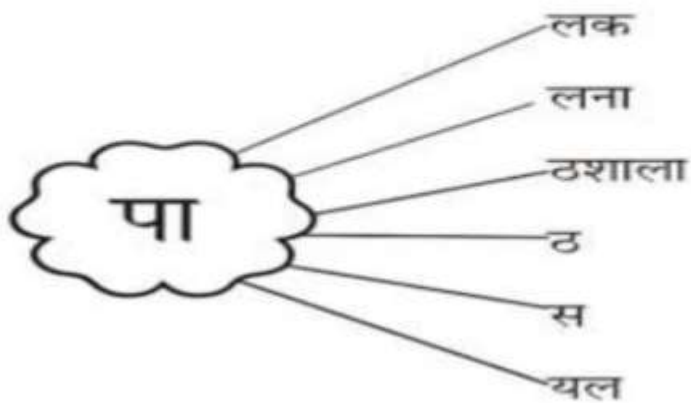
---

---

---

---

---



---

---

---

---

---

---



**1. Encourage learners to notice numbers around them i.e. in a reading book, newspaper, packaging etc.**

**Paste pictures of all such things where you see numbers in your Math notebook.**

**2. Observe number words on bank notes, coins, story books etc. Try to learn a poem or a rhyme or a short story consisting of number words.**

**3. Collect examples of odd and even numbers of objects at home. Draw/paste in your Math notebook. Bunk beds are a good example of even number. Stovetops usually have four cooking rings on them.**

**4. Go on a Fraction picnic, inside or outside your home. Notice the whole fruit/ sandwich etc and when they are cut into half. Fold a roti/ tortilla into half .Enjoy the picnic!**

**5. Do the worksheet given in the Math notebook.**

# Science

- Note: Science Holiday Homework is to be done in a scrapbook.

1. Riddle Time Plants are an important part of our life. There are different types of plants.

Crack the given riddles and find them.

I have a long stem.  
I have yellow petals  
People eat my seeds.

What am I?

.....

I have thorns on my stem.  
My petals can be many  
colours.

I smell nice.

What am I?

.....

I have flat leaves.  
I drop acorns.  
I am very tall.

What am I?

.....

I am green.  
People walk on me.  
I get cut.

What am I?

.....



Rose



Sunflower



Oak Tree



Grass



2. Nature Journaling: Bring your nature adventures to life by keeping a nature journal. Document your observations in a scrapbook about 5 different kinds of plants/ flowers/trees with drawing or photos. Under observations write 2 to 3 lines about the same.
3. Today's generation is becoming lazy and inactive because they do not want to go out and play. Talk to your grandparents and parents about their childhood and discuss with them how they spent their childhood and complete the following table:

	<b>Grandparents</b>	<b>Parents</b>	<b>Me</b>
Name			
Age			
Hobby			
Games Played			
Food I like to eat			
Exercise done			
Time spent on TV/Computer/Mobile			

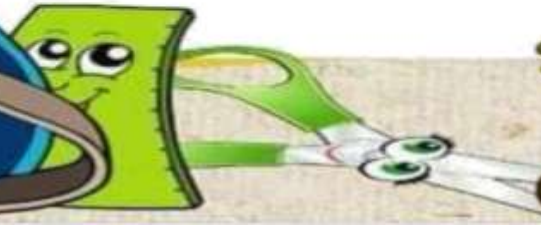


# ART AND CRAFT

Here is an Ocean Scene activity



Create an Ocean Scene using your imagination and creativity. You can use bottle caps, waste material, etc for the same.



**HAVE A GREAT  
SUMMER  
VACATION**

## Grammar 2

Write these words in the correct spaces.

Her

He

your

She

His

My

I am 6. My favourite colour is green.

My friend is Rosa. <sup>16</sup> \_\_\_\_\_ is a girl.

<sup>17</sup> \_\_\_\_\_ favourite colour is orange. We walk to school. Every day we sing with our teacher.



I am 7. My favourite colour is blue. My friend is Tomas. <sup>18</sup> \_\_\_\_\_ is a boy. <sup>19</sup> \_\_\_\_\_ favourite colour is yellow. I ask Tomas: 'Can you spell <sup>20</sup> \_\_\_\_\_ name?'






# DELHI PUBLIC SCHOOL, VASANT KUNJ

1. Count and write: \_\_\_\_\_



2. Estimate            Count           



3. Draw 7 ones.

Ten Frame
