




DELHI PUBLIC SCHOOL, Vasant Kunj New Delhi - 110070

website : www.dpsvasantkunj.com, email-principal@dpsvasantkunj.com

HOLIDAY HOMEWORK CLASS - IV 2024-2025



Dear Parents,

Vacation is the time for the children to explore their myriad interests and indulge in various activities which would lead to their all-round development. It is an excellent time to learn new skills. Just the right time to let the children do some creative work.

Here are some interesting and fun-filled assignments for the children to learn and keep them occupied during the holidays. These assignments have been designed to ensure that the children enjoy and learn at same time. We would appreciate if the children do the assignments on their own. Help and guidance may be given wherever required. Let's work together towards the betterment of the students.

Happy Holidays!!

ENGLISH

1. Let's Be Creative

Be innovative and design an interesting and attractive book cover of your supplementary reader, "**The Road to the Bazaar**" With the help of a thick A4 sheet.

2. Reading Gives Us Wings!

Read **any five** stories from your supplementary reader, "**The Road to the Bazaar**". Prepare a short summary about the book in 6-8 sentences. Write it at the back side of your self- designed book cover.

3. Vocabulary Journal

After reading a story from "**The Road to the Bazaar**", pick out any five new words from it. Maintain a *Vocabulary Journal* with the help of an A4 size scrapbook. On each sheet of this scrapbook make the same format as shown.

Page:

Type of the word: _____

Vocabulary Word: _____

Definition: _____

Use in a sentence: _____

Synonyms

Antonyms

Now, write down one new word, its definition/ meaning, type of the word (noun/verb/adjective /pronoun), its synonym and antonym and also make a sentence with the same new word. **This exercise has to be repeated for all the five stories that you have read.**

NOTE: Cover your scrapbook with your self- designed book cover.

HINDI

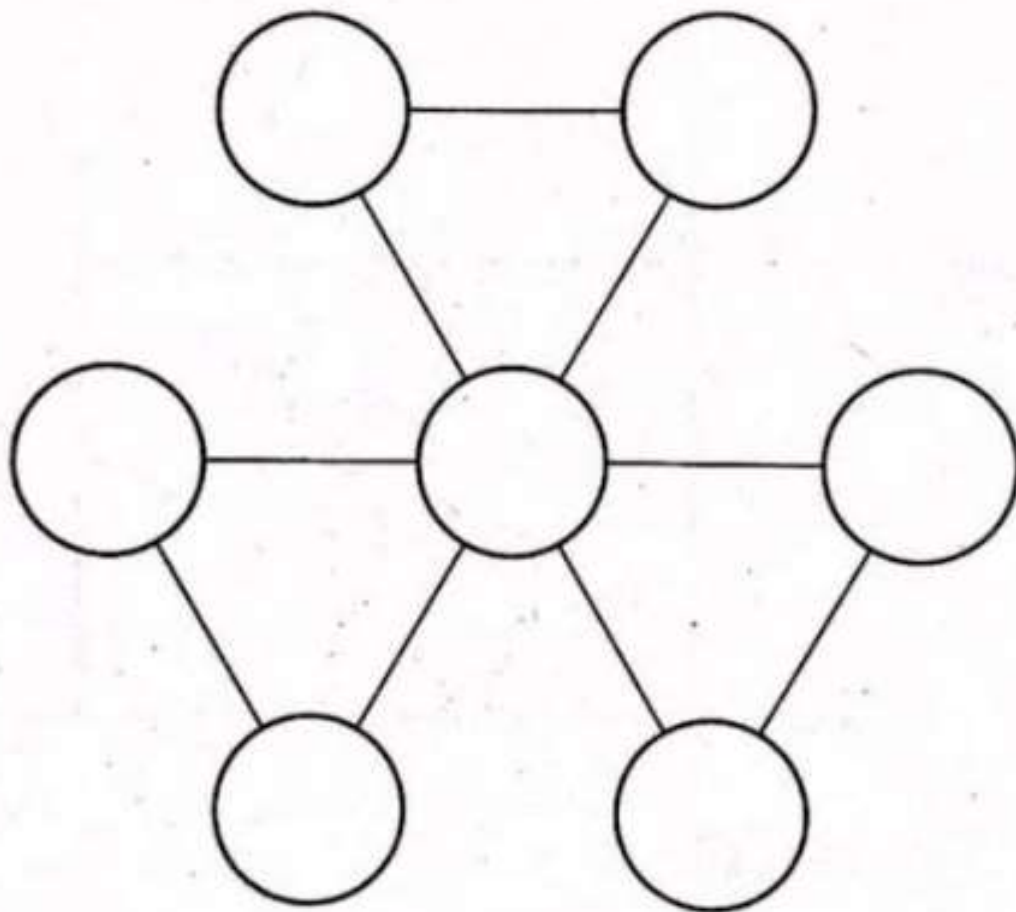
1. पंचतंत्र की कहानी पर आधारित एक कठपुतली का खेल बनाकर कक्षा में प्रस्तुत कीजिए ।
2. किन्हीं दस विचारकों के सुविचार अपनी सुलेख कॉपी में लिखिए ।

MATHS

1. Let's practice **Mental Maths** -Do pages 1 to 8 and 10 to 27 in **Mental Maths** textbook. You can do one page every day.
2. Revise Multiplication tables 2 - 20.
3. Take a print out of the given sheet and do the homework on it.
 - a. Put sign +, ×, - and ÷ into the circles so that the two calculations across and the two vertically give the same answer.

	15		7	
6	○	3	○	4
	5		2	
12	○	4	○	8
	5		6	

- b. Put the numbers 1 to 7 in the circles. In each triangle, two of the numbers must add up to get the third number.



Think about it

1. What number should go in the centre?
2. What two numbers should be added to get the third number?

EVS

Dear students, you can work on any one of the two topics given to you for the holiday homework.

TOPIC 1 – SAVE THE WILDLIFE- LET ENDANGERED ANIMALS THRIVE!

Endangered animals are animals that are at risk of disappearing forever. These animals are a crucial part of our planet's balance. From majestic tigers to dolphins, many species are struggling to survive due to various factors like habitat loss, pollution, and hunting.

Let's embark on this journey to unravel the mysteries of endangered animals and work towards securing their future on our planet.

So, let's do some research work.....



Make a project on any one Endangered animal species and what is being done to save them from extinction. Create a report to raise awareness about this species.

Your project report should contain the following information-

- 1. Name of the endangered animal.*
- 2. What is the natural habitat of this animal?*
- 3. What does it feed on?*
- 4. Features of the animal. (include a photo)*
- 5. Causes of it's endangerment.*
- 6. Steps taken to restore it's population.*
- 7. Propose ways that the animal can be helped – any laws or projects that are already in existence to help the animal.*

SOME ENDANGERED ANIMAL SPECIES-

- Tiger
- Giant Panda
- Blue Whale
- Asian Elephant
- Sea Otter
- Snow Leopard
- One Horned Rhinoceros
- Pangolins
- Whooping Crane

In your report, include awareness posters, slogans convince others to help the cause. Draw

/ Paste pictures to make your project **colourful and creative**. The project needs to be done in the **EVS lab file**. Choose **any one endangered animal** for the project.

Topic -2

The Indian styles of paintings have unique origins and history behind them which make them interesting. Different types of Indian paintings show how every part of India added to its rich cultural heritage.

To mention a few popular art forms associated with different states -

Andhra Pradesh - Kalamkari

Arunachal Pradesh - Thangka

Bihar - Madhubani

Goa - Folk Painting

Kerala - Kalamezhutgu

Madhya Pradesh - Gond

Maharashtra - Warli Painting

Explore these styles and — —

Make a wall hanging in any desired shape/ pattern by using any of the above mentioned art forms

or

Decorate a pot with the mirrors and the decorative materials by using the above suggested art forms.

Also write a few sentences on the art form chosen by you... mention the special features about the art you liked in your lab file.



Maharashtra - Warli Painting



Goa - Folk Painting

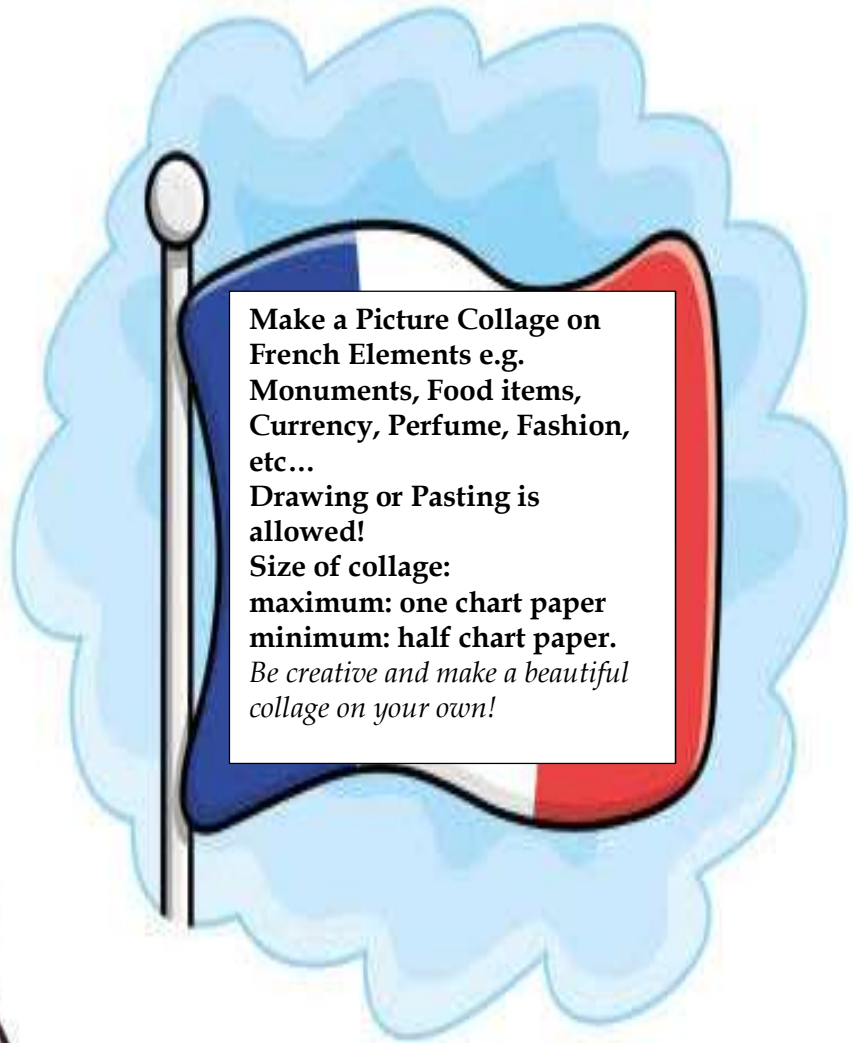


Madhya Pradesh - Gond



Bihar - Madhubani

FRENCH



Make a Picture Collage on French Elements e.g. Monuments, Food items, Currency, Perfume, Fashion, etc...

Drawing or Pasting is allowed!

Size of collage:

maximum: one chart paper

minimum: half chart paper.

Be creative and make a beautiful collage on your own!

France

GERMAN

Make a video giving your introduction in German or make a poster with pictures on the same theme. Videos to be mailed to your German teacher by the end of the summer holidays to (ahuja.sunita@dpsvasantkunj.com or papia.dutta@dpsvasantkunj.com). Posters to be submitted after school reopens.

JAPANESE

Note: Please do the Homework in Japanese Notebook

1. Eiga (Movie)

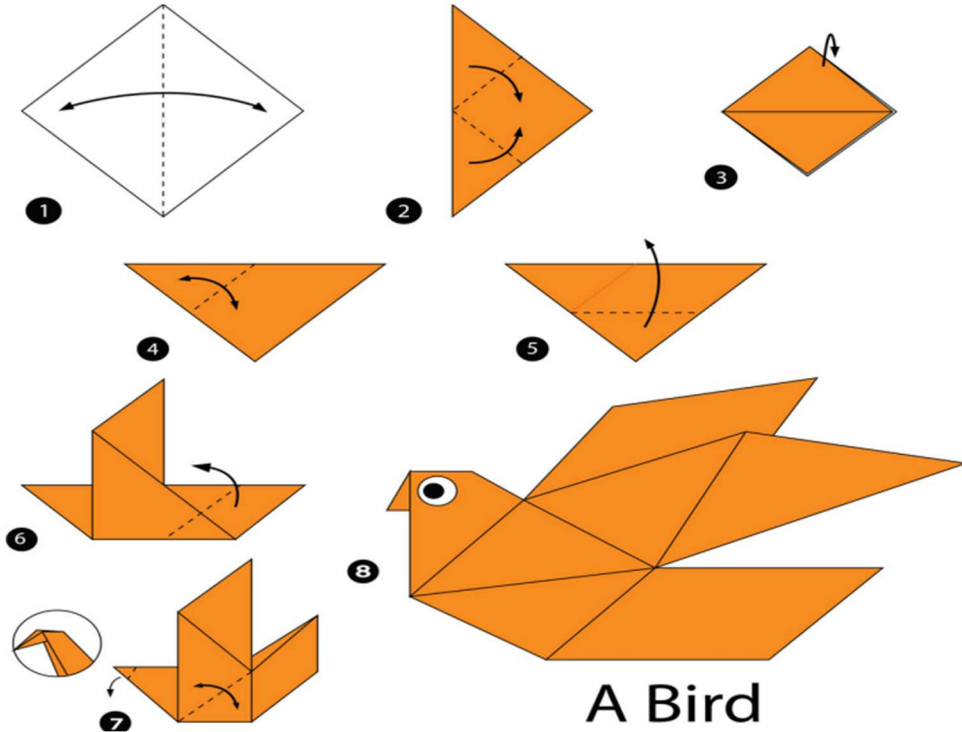
Watch the movie “Spirited Away”/ “My Neighbour Totoro” and draw your favorite character from the movie. What did you like the most in the movie?

2. Find out about ‘Tokyo Sky Tree’. Paste pictures and write about it.

3. Origami Fun – Bird

Try to make origami and paste in your notebook. (You may refer to one given below).

Bird – Tori



SANKRIT

- वसुधैव कुटुम्बकम् लिखकर परिवार के सदस्यों का चित्र चिपकायें , संस्कृत कापी में।
- मनपसंद संस्कृत सूक्ति लिखिए-(कोई भी दो)

1. सर्वे भवन्तु सुखिनः। (सभी सुखी हो)
2. सर्वे सन्तु निरामयाः। (सभी स्वस्थ हो)
3. मातृदेवो भव। (माता को देवता समझें।)
4. पितृदेवो भव। (पिता को देवता समझें।)
5. आचार्यदेवो भव। (आचार्य को देवता समझें।)
- पठ् धातुरूप तीन बार लिखिए।

SPANISH

1. Colour the fruits below



2. Write the correct greeting in Spanish that matches the greeting in English.

buenas tardes señorita hasta luego
buenas noches señora gracias
hola buenas dias adiós señor
encantado(a) por favor

- 1. Mr./Sir _____
- 2. Good evening/Good night _____
- 3. Hello _____
- 4. Miss _____
- 5. Goodbye _____
- 6. Pleased to meet you _____
- 7. Good morning _____
- 8. Mrs. _____
- 9. Good afternoon _____
- 10. See you later _____
- 11. Please _____
- 12. Thank you _____